

## SMEG COOKERS, CHOOSING QUALITY

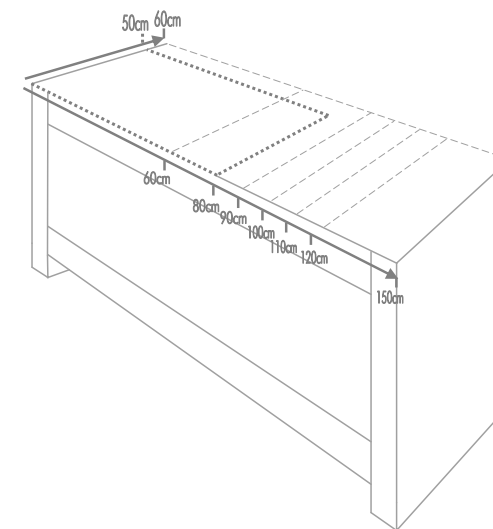


Smeg cookers are design icons, combining style and remarkable performance in every way.

## AN AMPLE RANGE

A passion for cooking deserves an outstanding cooker, with a harmonious blend of practicality and style. Inspired by the cookers used by the world's great chefs, Smeg offers genuine design icons where style and elegance go hand in hand with extreme versatility.

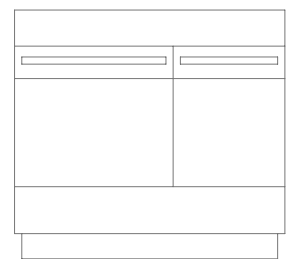
Available in a number of different dimensions from 60cm wide to 150cm, Smeg cookers are guaranteed to satisfy every space requirement.



The range includes cookers with diverse capacities, from the smallest 27 litre capacity to an ample 109 litres. Choose from single, double (horizontal or vertical) and triple ovens, with a gas, ceramic or induction hob-top. Available in three diverse designs – Opera, Symphony or Concert – and in a number of different finishes, all with their own style-coordinated hood and splashback, they present a complete item of furniture with which you can personalise your environment.



DOUBLE OVEN



SIDE BY SIDE OVENS

Smeg cookers can be elegantly slotted in between other fitted kitchen furniture for a distinctive choice that is totally safe, thanks to the excellent insulation and outer cooling system that prevents the sides of Smeg cookers from over-heating.

## Colours

Smeg appliances are constantly in line with the latest design trends. All features are designed to combine ease of use with innovation and research. These cookers are appealing, practical yet distinctive and styled to enhance the appearance of modern kitchens. Various colour options allow you to select a cooker that will coordinate perfectly with your kitchen. Smeg cookers are available in gloss black, st/steel or gloss cream finish.



ST/STEEL



GLOSS BLACK



GLOSS CREAM

## Low energy consumption



Almost all the ovens in Smeg cookers are **A energy rated**, designed to perform at maximum efficiency while reducing energy consumption to the minimum.

The maxi plus 68 litre oven is capacious enough to be deemed a large rather than a medium oven, yet can save up to 20% of the energy used when compared with other large ovens.

## GAS HOB TOPS

Spacious and practical, Smeg hob tops offer **multiple burner solutions** and can also be adapted for LPG.



Gas hob tops each include at least one ultra rapid burner, an auxiliary burner and a mix of rapid and semi rapid burners. Ultra Rapid burners provide 3 solutions in 1, consisting of a double crown created by pairing a rapid burner with an auxiliary which function separately or together providing up to 4.5kW of power. Some models include an **elliptical burner** designed to cook fish, and many also feature a special **Teflon-coated cast iron griddle** - a genuine indoor barbecue! Just a little water under the plate stops food residues sticking to the st/steel underneath. All gas hobs have **safety valves**, and feature flat heavy duty cast iron pan stands.

### Cooking accessories

A range of accessories helps make your Smeg cooker even more flexible.



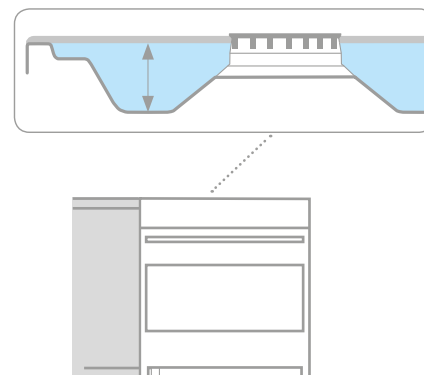
A special **wok support** is ideal for lovers of oriental cuisine as it supports a wok perfectly.



The Teppanyaki grill plate offers a different cooking style option, using a hot plate to grill food and seal in the flavours.



### Contains spillages



In contrast to many traditional cookers, all Smeg hob tops have an **anti-overflow feature**, with the 90 cm models capable of holding 4.5 litres. This special feature avoids spills of liquid thus protecting the kitchen furniture on either side.

## ELECTRIC HOB TOPS



### Ceramic hob

Cookers with ceramic hobs can be found in the Symphony and Concert ranges in both 60 and 90cm widths. The varied heating zones range from a single 145mm diameter to a dual oval zone of between 190mm and 290mm, suitable for a fish kettle or large oval pan. The ceramic hobs have automatic safety cut-outs and individual residual heat indicators for all the cooking zones.



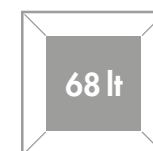
### Induction hob

Induction hobs can be found within the Opera and Symphony ranges, and they have been teamed up with ovens with pyrolytic cleaning to make an outstanding combination. Ferrous based pans must be used for induction cooking, which means the surface of the hob is not heated, instead it only picks up residual heat from the pan base making cleaning so much easier and enables the hob top to remain **hygienically clean**. The **quick reaction** of the cooking zones and the increased safety of the cooking system make induction hobs a superb choice for professional cooking with **energy consumption reduced** to a minimum.

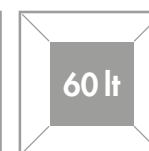
## FOCUS ON OVENS

### Extra Space

The ovens in many cookers have been updated to include the **maxi cavities** introduced in the built-in oven range. **More information on these can be seen on page 18** of this brochure.



oven and all feature a special base designed to take a pizza stone.



The 60cm ovens have become either maxi plus 68 litres net (79 litres gross) or maxi 60 litres net (68 litres gross) and these offer considerable extra space in the


### Safe Cook



Closed door grilling and cooking is an important feature in Smeg ovens, keeping cooking smells inside the oven and out of the kitchen, ensuring a safe cooking environment and **reducing energy consumption**. This is made possible as Smeg incorporate its excellent air cooling system in all ovens and cookers. Many models include a switch which automatically turns off the power when the door is open, maintaining minimum energy consumption.

### Air cooling system

The fresh forced air recirculation system means that the door and its components inside the oven remain cool, ensuring greater safety and a longer life for your appliance. The cooling system remains in operation even when cooking is finished, continuing to function with the oven switched off, so as to dissipate the heat that has accumulated inside.



Also of note are the single oven 80cm and 90cm cookers with **extra wide** ovens, in particular the double fan 90cm oven, with an extremely generous capacity of 109 litres net (126 litres gross). These models are ideal for large families or batch baking.

## CLEANING MADE SIMPLE



Many models feature the **all glass inner door**, with a completely flat surface to facilitate cleaning, and newly updated models include two **removable inner door glasses**, which are easily detached for cleaning. A number of cookers have **removable roof liners**, which simply slide out for cleaning, and can even be put in the dishwasher.



Ovens with **pyrolytic cleaning** are becoming ever more popular, as consumers realise that they have free time to spend more usefully while the oven cleans itself automatically. A Smeg cooker with a single pyrolytic oven and a gas hob only requires a **standard 13 amp plug**, since it uses no more than 3 kW to complete the pyrolytic cleaning process.



Many models with the maxi cavity ovens which do not feature pyrolytic cleaning offer the Vapor Clean programme instead, which uses steam to loosen the deposits on the oven interior and at the end of the programme the cavity can be simply wiped clean. More detailed information can be found on page 19.

## CUSTOM FIT



Most Symphony and Concert cookers have been re-designed at the base to give custom options on the style and height. Each cooker is supplied with a set of 4 stainless steel adjustable feet and black metal plinth sections. The feet can be used alone, allowing the overall cooker height to vary between 880mm and 915mm, or if the standard 900mm height is required and the style of a sleek black plinth preferred, then the optional plinth sections can be fitted.



## COOKERS WITH REAL AESTHETIC APPEAL

### Opera Cookers, style leaders

Clever combinations of features, technology and style have produced the **truly versatile** series of Smeg Opera Cookers. The serious cook can select a beautiful design object to enhance the kitchen, which can reflect the skill of its owner by providing excellent culinary results from its **wealth of functions and features**.



The **stylish analogue clock** with electronic programming, as well as adding an exclusive touch of class, offers a convenient cooking solution, allowing you to program the start and stop of cooking times.

**Cast iron pan stands** for a stylish finish guarantee maximum safety with more stability so that pans can be easily moved from burner to burner. Opera Cookers can be co-ordinated with a matching splashback and hood to complete the elegant look.

Apart from the 90cm models with a single extra large 70 litre capacity oven, all Opera range cookers have two ovens. Main ovens are multifunction, with capacities between 60 and 70 litres, all featuring a **comprehensive choice of oven functions**. All auxiliary ovens feature grills and conventional cooking, while some models also offer a rotisserie and can be fitted with a plate rack as an accessory. Furthermore a spacious drawer under all ovens provides a convenient solution to tidy away kitchen utensils.

### Concert Cookers, distinctive design

This comprehensive collection of cookers combines **clean design lines** with high quality components and the result is a selection of appliances which are practical, **easy to use** and which produce excellent results for today's cook.



The Concert collection has a distinctive design with a softly rounded top, flat cast iron pan stands or ceramic hob, in a variety of widths and depths. Classic controls and solid stylish doors with characteristic Classic handles complete the design, which co-ordinates well with other Smeg appliances.



### Symphony cookers, the perfect kitchen partner

The aesthetic style of the Symphony range conveys the look and feel of a **specialist kitchen** in a domestic environment. By using Classic elements in its design, this range is **extremely versatile** and able to co-ordinate with a wide range of Smeg products.



The Symphony collection includes versions in 60cm and 90cm widths with gas, ceramic and induction hobs, in addition to the original 110cm 4 cavity range cooker. The 90cm and 60cm models in the Symphony range feature ovens with pyrolytic cleaning wherever possible offering added convenience to the consumer.



The Symphony range is characterised by a contemporary and **distinctive square design** and introduced the first four cavity Smeg cooker before adding other size options in the series. Featuring distinctive **ergonomic control knobs** and stainless steel handles, this range is a clear extension of the Classic family. The cookers offer the ability to achieve excellent culinary results using an extensive **array of functions** and features that allow for simultaneous cooking of a diverse range of foods at varying temperatures.

## COORDINATED COOK ZONE WITH NEW GLASS SPLASHBACKS & UPSTANDS



The Smeg range now includes a number of eye-catching glass splashbacks and upstands. Eye catching, hygienic, and easy to fit, they are available in 8 stunning colours and finishes chosen specifically to complement the Smeg product range and create a completely personalised cook zone with striking aesthetic impact.

They are also an extremely cost effective alternative to tiles and result in a smooth and seamless finish. For more information please see page 97 or visit [www.smeguk.com](http://www.smeguk.com).

## A5-8

150CM "OPERA" DUAL CAVITY COOKER WITH GAS HOB & ELECTRIC GRIDDLE,  
ST/STEEL  
ENERGY RATING AA



MAIN OVEN:  
9 functions



Oven capacity: gross - 90 litres, net - 70 litres  
Analogue LED electronic clock/programmer  
Air cooling system  
Closed door grilling  
Triple glazed removable door  
Rotisserie  
Stay clean liners

AUXILIARY OVEN:  
8 functions



Oven capacity: Gross 68 litres, net 60 litres  
Analogue LED electronic clock/programmer  
Triple glazed removable door  
Air cooling system  
Closed door grilling  
Special pizza cooking function  
Stay clean liners

Pull out full width storage drawer

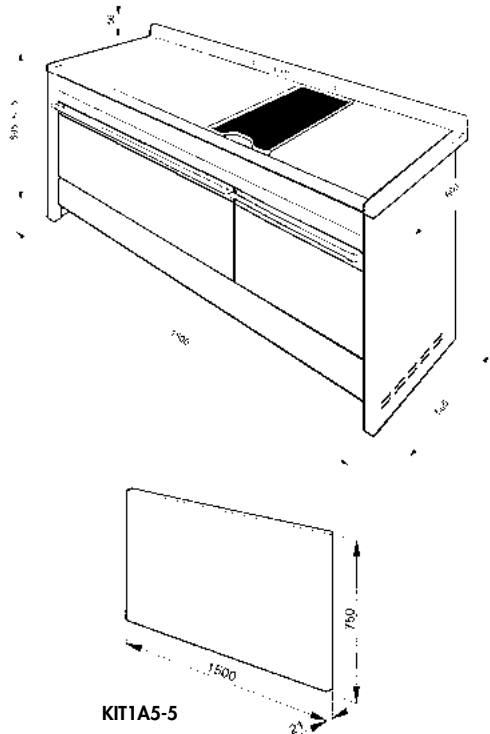
HOB:

7 Burners + Griddle  
Rear left: 1.80kW  
Front left: Ultra Rapid 4.2kW  
Rear left centre: Rapid 3.0kW  
Front left centre: 1.00kW  
Electric griddle: 1.60kW with Teflon coated plate  
Rear right centre: Fishburner 1.90kW  
Front right centre: 1.00kW  
Right centre: Ultra Rapid dual flame 3-way burner 4.5kW (3.5+1.0kW)



Heavy duty cast iron pan stands  
Chrome wok support  
Automatic electronic ignition  
Safety valves  
LPG adaptable

Power supply required: dedicated cooker circuit fused at 40/45 amp



KIT1A5-5

## A4BL-8

120CM "OPERA" DUAL CAVITY COOKER WITH GAS HOB & ELECTRIC GRIDDLE,  
GLOSS BLACK  
ENERGY RATING AA



MAIN OVEN:  
9 functions



Oven capacity: gross 68 litres, net 60 litres  
Analogue LED electronic clock/programmer  
Air cooling system  
Closed door grilling  
Triple glazed removable door  
Rotisserie  
Stay clean liners

AUXILIARY OVEN:  
6 functions



Oven capacity: Gross 61 litres, net 54 litres  
Minute minder  
Air cooling system  
Closed door grilling  
Triple glazed removable door  
Special pizza cooking function  
Stay clean liners

Pull out full width storage drawer

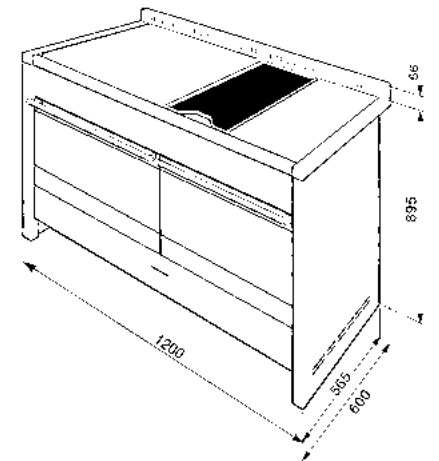
HOB:

6 Burners + Griddle  
Rear left: 1.80kW  
Front left: Ultra Rapid 4.2kW  
Rear centre: Rapid 3.0kW  
Front centre: 1.0 kW  
Electric griddle: 1.60kW with Teflon coated plate  
Rear right: Fishburner 1.90kW  
Front right: 1.0 kW

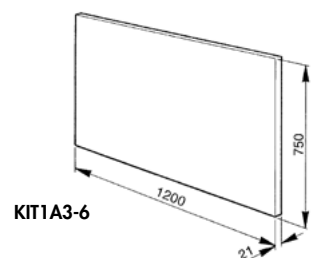


Heavy duty cast iron pan stands  
Chrome wok support  
Automatic electronic ignition  
Safety valves  
Adaptable for LPG

Power supply required: dedicated cooker circuit fused at 30 amp or a 32 amp circuit breaker



A4-8  
St/steel



KIT1A3-6

## A3-7

120CM "OPERA" DUAL CAVITY COOKER WITH GAS HOB & ELECTRIC GRIDDLE, ST/STEEL  
ENERGY RATING AA



MAIN OVEN:  
9 functions



Oven capacity: gross - 90 litres, net - 70 litres  
Analogue LED electronic clock/programmer  
Air cooling system  
Closed door grilling  
Triple glazed removable door  
Rotisserie  
Stay clean liners

AUXILIARY OVEN (STATIC OVEN):  
4 functions

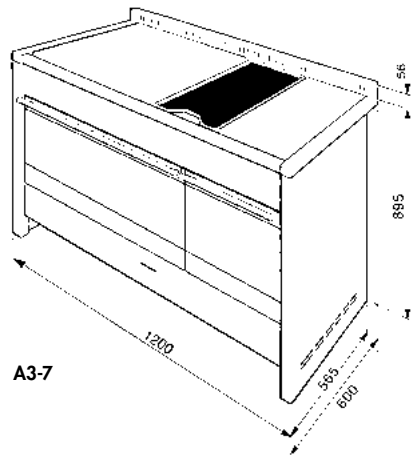


Oven capacity: gross - 42 litres, net - 35 litres  
Air cooling system  
Closed door grilling  
Triple glazed removable door  
Rotisserie  
Variable grill

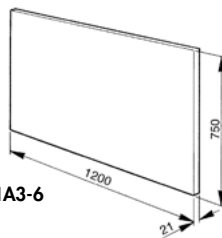
Pull out full width storage drawer beneath the ovens

HOB:  
6 Burners + Griddle  
Rear left: 1.80kW  
Front left: Ultra Rapid 4.2kW  
Rear centre: Rapid 3.0kW  
Front centre: 1.05kW  
Electric griddle 1.60kW with Teflon coated plate  
Rear right: Fishburner 1.90kW  
Front right: 1.05kW  
Heavy duty cast iron pan stands  
Chrome wok support  
Automatic electronic ignition  
Safety valves  
Adaptable for LPG

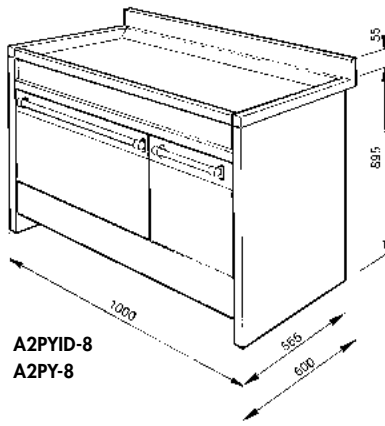
Power supply required: dedicated cooker circuit fused at 30 amp or a 32 amp circuit breaker



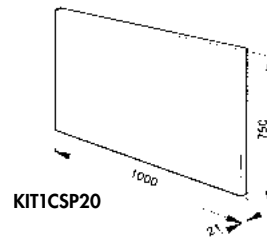
A3-7



KIT1A3-6



A2PYID-8  
A2PY-8



KIT1CSP20

For additional information see pages 204-214

## A2PYID-8

## PYROLITIC AND INDUCTION

100CM "OPERA" DUAL CAVITY COOKER WITH MULTIFUNCTION **PYROLITIC** OVEN & INDUCTION HOB, ST/STEEL  
ENERGY RATING AA



MAIN OVEN:  
10 functions



Oven capacity: gross - 68 litres, net - 60 litres  
Analogue LED electronic clock/programmer  
Air cooling system  
Closed door grilling  
Quadruple glazed removable door  
Rotisserie  
**Pyrolytic cleaning**

AUXILIARY OVEN:  
6 Functions



Oven capacity: gross - 35 litres, net - 27 litres  
Air cooling system  
Closed door grilling  
Quadruple glazed removable door  
Rotisserie

Pull out full width storage drawer beneath the ovens

HOB:  
5 'full power' **induction** zones including  
Right front: Ø 210 - 2.3 kW (booster 3.2 kW)  
Right rear: Ø 145 - 1.4 kW (booster 1.8 kW)  
Centre front: Ø 180 - 1.85 kW (booster 2.5 kW)  
Left rear: Ø 145 - 1.4 kW (booster 1.8 kW)  
Left front: Ø 210 - 2.3 kW (booster 3.2 kW)  
Electronic pan detector for each zone  
Low heat position on each zone to keep food warm  
Residual induction heat indicators  
Automatic safety cut-out

Power supply required: dedicated cooker circuit - consult a qualified electrician



## A2PY-8

## PYROLITIC

100CM "OPERA" DUAL CAVITY COOKER WITH MULTIFUNCTION **PYROLITIC** OVEN & GAS HOB, ST/STEEL  
ENERGY RATING AA

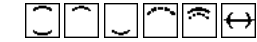


MAIN OVEN:  
10 functions



Oven capacity: gross - 68 litres, net - 60 litres  
Analogue LED electronic clock/programmer  
Air cooling system  
Closed door grilling  
Quadruple glazed removable door  
Rotisserie  
**Pyrolytic cleaning**

AUXILIARY OVEN (STATIC OVEN):  
6 functions



Oven capacity: gross - 35 litres, net - 27 litres  
Air cooling system  
Closed door grilling  
Triple glazed removable door  
Rotisserie

Pull out full width storage drawer beneath the ovens

HOB:  
6 burners  
Rear left: Ultra Rapid 4.2kW  
Front left: 1.8kW  
Rear centre: 1.8kW  
Front centre: 1.0kW  
Rear right: Rapid 3.0kW  
Front right: Ultra Rapid 4.2kW  
Heavy duty cast iron pan stands  
Chrome wok support  
Automatic electronic ignition  
Safety valves  
Adaptable for LPG

Power supply required: dedicated cooker circuit fused at 30 amp or a 32 amp circuit breaker





## A2BL-8

100CM "OPERA" DUAL CAVITY COOKER WITH MULTIFUNCTION OVEN & GAS HOB, GLOSS BLACK  
ENERGY RATING AA



MAIN OVEN:  
8 functions



Oven capacity: Gross 68 litres, net 60 litres  
Analogue LED electronic clock/programmer  
Air cooling system  
Closed door grilling  
Triple glazed removable door  
Stay clean liners

AUXILIARY OVEN (STATIC OVEN):  
6 functions



Oven capacity: gross - 35 litres, net - 27 litres  
Air cooling system  
Closed door grilling  
Triple glazed removable door  
Rotisserie

Pull out full width storage drawer beneath the ovens

HOB:

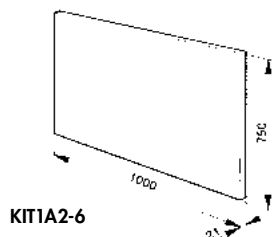
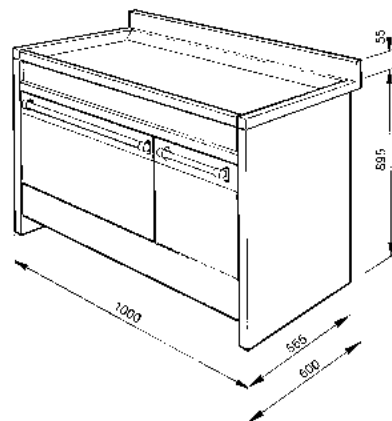
6 burners  
Rear left: Ultra Rapid 4.2kW  
Front left: 1.8kW  
Rear centre: 1.8kW  
Front centre: 1.00kW  
Rear right: Rapid 3.0kW  
Front right: Ultra Rapid 4.2kW  
Heavy duty cast iron pan stands  
Chrome wok support  
Automatic electronic ignition  
Safety valves  
Adaptable for LPG

Power supply required: dedicated cooker circuit fused at 30 amp or a 32 amp circuit breaker



A2-8  
St/steel

For additional information see pages 204-214



KIT1A2-6

## A1P-9

90CM "OPERA" COOKER WITH MULTIFUNCTION OVEN & GAS HOB, GLOSS CREAM  
ENERGY RATING A



OVEN:  
9 functions



Oven capacity: gross - 90 litres, net - 70 litres  
Analogue LED electronic clock/ programmer  
Air cooling system  
Closed door grilling  
Triple glazed removable door  
Rotisserie  
Stay clean liners  
Storage drawer beneath the oven

HOB:

6 burners  
Rear left: Rapid 3.0kW  
Front left: Ultra Rapid 4.2kW  
Rear centre: Fishburner 1.9kW  
Front centre: 1.05kW  
Rear right: Rapid 3.0kW  
Front right: 1.8kW  
Heavy duty cast iron pan stands  
Chrome wok support  
Automatic electronic ignition  
Safety valves  
Adaptable for LPG

Power supply required: 13 Amp fused plug



A1-7  
St/steel



A1BL-7  
Gloss black

## A1PYID-7 PYROLITIC AND INDUCTION

90CM "OPERA" COOKER WITH MULTIFUNCTION OVEN & INDUCTION HOB, ST/STEEL  
ENERGY RATING A



OVEN:  
10 functions

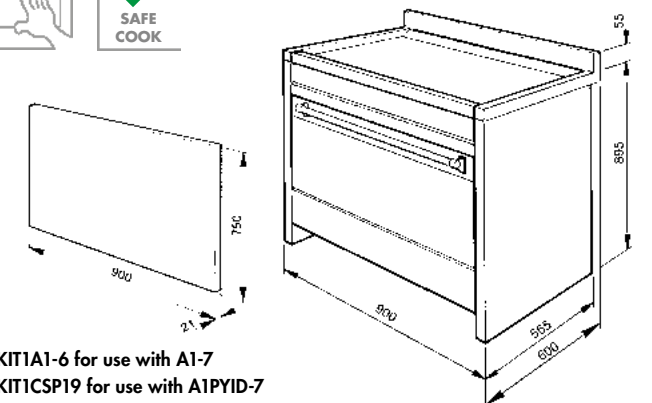


Oven capacity: gross - 90 litres, net - 70 litres  
Analogue LED electronic clock/ programmer  
Air cooling system  
Closed door grilling  
Quadruple glazed removable door  
Rotisserie  
Storage drawer beneath the oven

HOB:

5 "full power" induction zones, including  
Right front: Ø 145 - 1.1 kW (booster 2.2 kW)  
Right rear: Ø 210 - 2.3 kW (booster 3.7 kW)  
Centre front: Ø 260 - 2.4 kW (booster 3.7 kW)  
Left rear: Ø 180 - 1.85 kW (booster 3.0 kW)  
Left front: Ø 145 - 1.1 kW (booster 2.2 kW)  
Automatic safety cut-out  
Residual heat indicators  
Low heat position on each zone for keeping food warm

Power supply required: dedicated cooker circuit - consult a qualified electrician



KIT1A1-6 for use with A1-7  
KIT1CSP19 for use with A1PYID-7

SY4110-8

110cm "SYMPHONY" DUAL FUEL FOUR CAVITY RANGE COOKER,  
STAINLESS STEEL  
ENERGY RATING AA



MAIN OVEN - TOP RIGHT:  
7 functions



Oven capacity: gross 68 litres, net 60 litres  
Digital electronic clock/programmer  
Air cooling system  
Closed door grilling  
Double glazed removable door  
Vapor Clean

AUXILIARY OVEN (STATIC OVEN) - LOWER LEFT:  
6 functions



Oven capacity: gross 68 litres, net 60 litres  
Air cooling system  
Closed door grilling  
Double glazed removable door

GRILL COMPARTMENT - TOP LEFT:



Oven capacity: gross - 35 litres, net 27 litres  
Air cooling system  
Closed door grilling  
Full variable grill  
Double glazed removable door  
Max grill power: 2.7kW

Storage drawer - lower right:

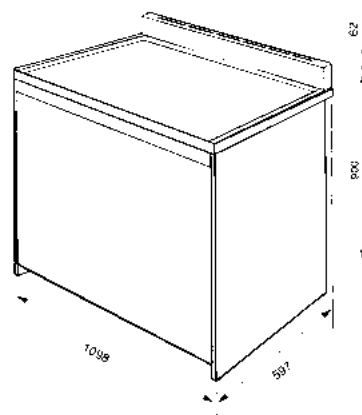
Internal dimensions:  
H160 x W375 x D390mm

HOB:

6 burners  
Rear left: 1.00kW  
Front left: Ultra Rapid burner 4.0kW  
Rear Centre: 1.75kW  
Front Centre: 1.00kW  
Rear right: Rapid burner 3.00kW  
Front right: 1.75kW  
Warming zone 130°C

Heavy duty cast iron pan stands  
Automatic electronic ignition  
Safety valves  
Adaptable for LPG

Power supply required: dedicated cooker circuit fused at 40/45 amp



KITS110X8

For additional information see pages 204-214



SYMPHONY

COOKERS

SY4110BL8  
KITS110X8  
KSE110BL

SY92IPX8 PYROLITIC AND INDUCTION

90CM 'SYMPHONY' DUAL CAVITY COOKER WITH MULTIFUNCTION PYROLITIC OVEN AND INDUCTION HOB, ST/STEEL  
ENERGY RATING AA



Photo shows legs & plinth fitted

BOTH MODELS THIS PAGE:

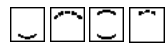
MAIN OVEN:  
10 functions



SY92IPX8 oven capacity: gross 79 litres, net 68 litres  
SY92PX8 oven capacity: gross 79 litres, net 68 litres  
Digital electronic clock/programmer  
Air cooling system  
Closed door grilling  
Removable roof liner  
**Removable inner door glasses**  
Quadruple glazed removable door  
Rotisserie  
**Pyrolitic cleaning**



AUXILIARY OVEN (STATIC OVEN):  
4 functions



Oven capacity: gross - 35 litres, net - 27 litres  
Air cooling system  
Closed door grilling

Storage compartment beneath the ovens  
St/steel feet and black plinth provided

**SY92IPX8 HOB:**  
5 full power **induction** zones  
Rear left: Ø 180mm, 1.85 kW (booster 3.0kW)  
Front left: Ø 145mm, 1.1 kW (booster 2.2 kW)  
Centre: Ø 260mm, 2.4 kW (booster 3.7 kW)  
Rear right: Ø 210mm, 2.3 kW (booster 3.7 kW)  
Front right: Ø 145mm, 1.1 kW (booster 2.2 kW)

Power supplies required:  
SY92IPX8: dedicated cooker circuit - consult a qualified electrician  
SY92PX8: dedicated cooker circuit fused at 30 Amp, or a 32 Amp circuit breaker

SY92PX8 PYROLITIC

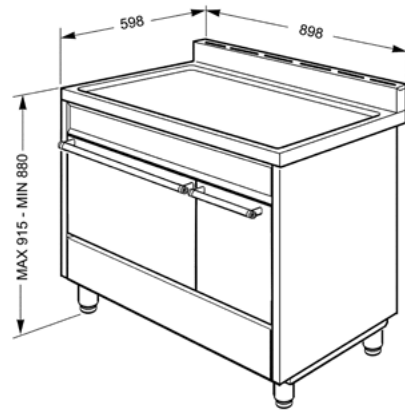
90CM 'SYMPHONY' DUAL CAVITY COOKER WITH MULTIFUNCTION PYROLITIC OVEN AND GAS HOB, ST/STEEL  
ENERGY RATING AA



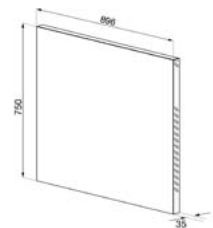
Photo shows legs only fitted

SY92PX8 HOB

6 burners  
Rear left: 1.0kW  
Front left: Ultra Rapid 4.0kW  
Rear Centre: 1.75kW  
Front Centre: 1.0kW  
Rear right: Rapid 3.0kW  
Front right: 1.75kW  
Heavy duty cast iron pan stands  
Safety valves  
Automatic ignition  
Adaptable for LPG



NB: Height with plinth installed is fixed at 900mm



SY92IPX8 - Splashback KITC9X  
SY92PX8 - Splashback KITC9X



SY62MX8 - Splashback KITC6X  
SY6CPX8 - Splashback KITC9X

For additional information see pages 204-214

SY62MX8

60CM 'SYMPHONY' COOKER WITH DOUBLE OVEN AND GAS HOB, ST/STEEL  
ENERGY RATING AA

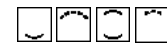


MAIN OVEN:  
7 functions



Oven capacity: gross - 68 litres, net - 60 litres  
Digital electronic clock/programmer  
Air cooling system  
Closed door grilling  
Removable roof liner  
**Removable inner door glasses**  
Double glazed removable door  
**Vapor clean**

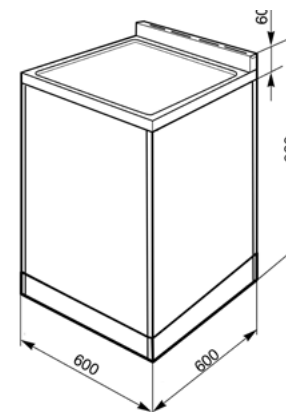
AUXILIARY OVEN (STATIC OVEN):  
4 functions



Oven capacity: Gross 41 litres, net 27 litres  
Air cooling system  
Closed door grilling  
Removable roof liner  
Double glazed removable door

**HOB:**  
4 burners  
Rear left: 1.8kW  
Front left: Ultra Rapid 4.0kW  
Rear right: 1.8kW  
Front right: 1.0kW  
Heavy duty cast iron pan stands  
Safety valves  
Automatic ignition  
Adaptable for LPG

Power supply required:  
dedicated cooker circuit fused at 30 Amp, or a 32 Amp circuit breaker



SY6CPX8 PYROLITIC

60CM 'SYMPHONY' COOKER WITH PYROLITIC OVEN AND CERAMIC HOB, ST/STEEL  
ENERGY RATING A



Photo shows legs only fitted

OVEN:  
10 functions

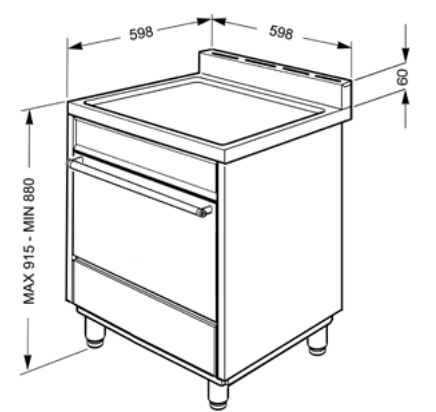


Oven capacity: gross - 79 litres, net - 68 litres  
Digital electronic clock/programmer  
Air cooling system  
Removable roof liner  
Closed door grilling  
**Removable inner door glasses**  
Quadruple glazed removable door  
**Pyrolitic cleaning**

Storage compartment beneath the oven  
St/steel feet and black plinth provided

**Hob:**  
4 Highlight radiant zones, including 2 dual zones  
Rear left: Ø 145mm, 1.2 kW  
Front left dual zone: Ø 120/210mm, 0.75/2.2 kW  
Rear right dual zone: Ø 170/265mm, 1.4/2.2 kW  
Front right: Ø 180mm, 1.8 kW  
Residual heat indicators  
Automatic safety cut-out

Power supply required:  
dedicated cooker circuit  
- consult a qualified electrician



NB: Height with plinth installed is fixed at 900mm



## SUK92MP9

90CM "CONCERT" COOKER WITH DOUBLE OVEN &  
GAS HOB, GLOSS CREAM  
ENERGY RATING AA




Photo shows legs & plinth fitted

MAIN OVEN:  
7 functions



Oven capacity: gross - 70 litres, net - 60 litres  
Digital electronic clock/programmer  
Air cooling system  
Closed door grilling  
Removable inner door glasses  
Vapor clean

AUXILIARY OVEN (STATIC OVEN):  
4 functions

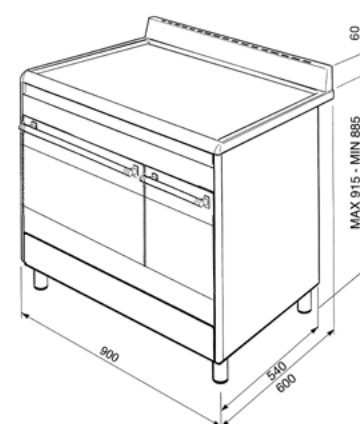


Oven capacity: gross - 35 litres, net - 27 litres  
Air cooling system  
Closed door grilling

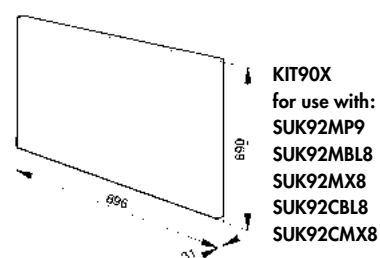
Storage compartment beneath the ovens  
St/steel feet and black plinth provided

HOB:  
5 burners  
Rear left: 1.8kW  
Front left: Rapid 3.0kW  
Centre: Ultra Rapid 3.5kW  
Rear right: 1.8kW  
Front right: 1.0kW  
Heavy duty cast iron pan stands  
Automatic electronic ignition  
Safety valves  
Adaptable for LPG

Power supply required: dedicated cooker circuit fused at  
30 Amp, or a 32 Amp circuit breaker



NB: Height with plinth installed is fixed at 900mm



**KIT90X**  
for use with:  
SUK92MP9  
SUK92MBL8  
SUK92MX8  
SUK92CBL8  
SUK92CMX8



SUK92MBL8  
Gloss black



SUK92MX8  
St/steel

## SUK92CBL8

90CM "CONCERT" COOKER WITH DOUBLE OVEN &  
CERAMIC HOB, GLOSS BLACK  
ENERGY RATING AA



Photo shows legs only fitted

MAIN OVEN:  
7 functions



Oven capacity: gross - 70 litres, net - 60 litres  
Digital electronic clock/programmer  
Air cooling system  
Closed door grilling  
Removable inner door glasses  
Vapor Clean

AUXILIARY OVEN (STATIC OVEN):  
4 functions



Oven capacity: gross - 35 litres, net - 27 litres  
Air cooling system  
Closed door grilling

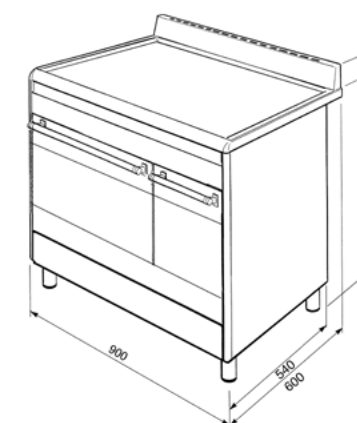
Double storage compartment beneath the ovens  
St/steel feet and black plinth provided

HOB:  
5 radiant 'High-Light' zones, including 2 dual  
Rear left: Ø 195mm, 2.0kW  
Front left: Ø 140mm, 1.2kW  
Central dual zone: Ø 170/265mm, 1.4/2.2kW  
Rear right dual zone: Ø 140/210mm, 0.75/2.2kW  
Front right: Ø 140mm, 1.2kW  
Residual heat indicators  
Automatic safety cut-out

Power supply required: dedicated cooker circuit - consult a  
qualified electrician



SUK92CMX8  
St/steel



NB: Height with plinth installed is fixed at 900mm

For additional information see pages 204-214

## SUK91MFX7

90cm "CONCERT" COOKER WITH MULTIFUNCTION OVEN & GAS HOB, ST/STEEL  
ENERGY RATING B



OVEN:  
6 functions



Oven capacity: gross - 126 litres, net - 109 litres  
Digital electronic clock/programmer

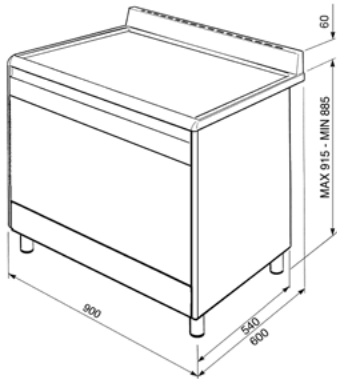
**Extra wide oven**  
**Double fan cooking**  
Air cooling system  
Closed door grilling  
Variable grill  
Rotisserie  
Storage compartment beneath the oven

HOB:  
5 burners  
Rear left: 1.75kW  
Front left: Rapid 3.0kW  
Centre: Ultra Rapid 3.5kW  
Rear right: 1.75kW  
Front right: 1.0kW  
Heavy duty cast iron pan stands  
Safety valves  
Automatic electronic ignition  
Adaptable for LPG

Power supply required: dedicated cooker circuit fused at 30 Amp  
or a 32 Amp circuit breaker



SUK91MBL7  
Gloss black



## SUK91CMX7

90cm "CONCERT" COOKER WITH MULTIFUNCTION OVEN & CERAMIC HOB, ST/STEEL  
ENERGY RATING B



OVEN:  
6 functions

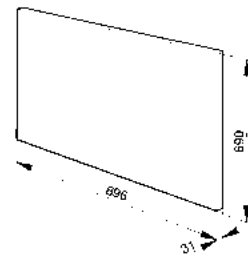


Oven capacity: gross - 126 litres, net - 109 litres  
Digital electronic clock/programmer

**Extra wide oven**  
**Double fan cooking**  
Air cooling system  
Closed door grilling  
Variable grill  
Rotisserie  
Storage compartment beneath the oven

HOB:  
5 radiant 'High-Light' zones, including 2 dual  
Rear left: Ø 195mm, 2.0kW  
Front left: Ø 140mm, 1.2kW  
Central dual zone: Ø 170/265mm, 1.4/2.2kW  
Rear right dual zone: Ø 140/210mm, 1.4/2.2kW  
Front right: Ø 140mm, 1.2kW  
Residual heat indicators  
Automatic safety cut-out

Power supply required: Dedicated cooker circuit - consult a  
qualified electrician



**KIT90X**  
for use with:  
SUK91MFX7  
SUK91MBL7  
SUK91CMX7

## SUK81MBL5

80cm "CONCERT" COOKER WITH MULTIFUNCTION OVEN & GAS HOB, GLOSS BLACK  
ENERGY RATING A



OVEN:  
6 functions



Oven capacity: gross - 109 litres, net - 78.5 litres  
Digital electronic clock/programmer

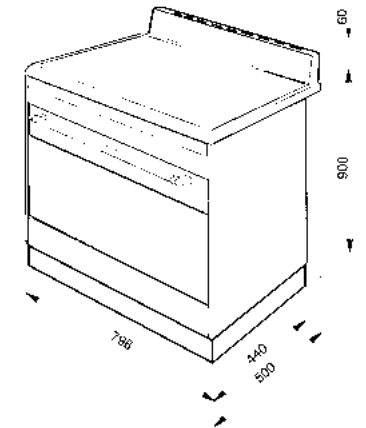
**Extra wide oven**  
Cooling fan  
Variable grill  
Rotisserie  
Air cooling system  
Closed door grilling  
Storage compartment beneath the oven

HOB:  
5 burners  
Rear left: 1.75kW  
Front left: Rapid 2.3kW  
Centre: Ultra Rapid 3.5kW  
Rear right: 1.75kW  
Front right: 1.0kW  
Heavy duty cast iron pan stands  
Safety valves  
Automatic electronic ignition  
Adaptable for LPG

Power supply required: 13 Amp fused plug



SUK81MFX5  
St/steel



For additional information see pages 204-214

## SUK62MX8

60CM "CONCERT" COOKER WITH DOUBLE OVEN &  
GAS HOB, ST/STEEL  
ENERGY RATING AA

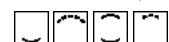


MAIN FAN OVEN:



Oven capacity: gross - 70 litres, net - 60 litres  
Digital electronic clock/programmer  
Air cooling system  
**Removable inner door glass**

AUXILIARY OVEN (STATIC OVEN):



4 functions  
Oven capacity: gross 41 litres, net 27 litres  
Air cooling system  
Closed door grilling

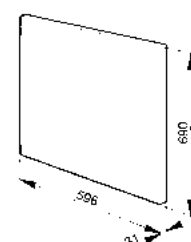
HOB:

4 burners  
Rear left: 1.8kW  
Front left: Ultra Rapid 4.0kW  
Rear right: 1.8kW  
Front right: 1.0kW  
Heavy duty cast iron pan stands  
Safety valves  
Automatic electronic ignition  
Adaptable for LPG

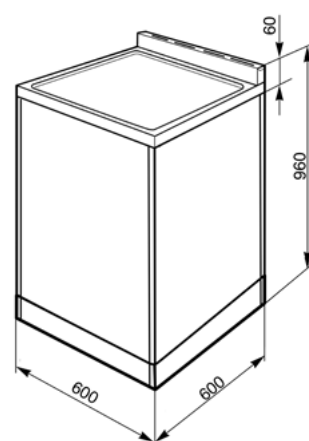
Power supply required: dedicated cooker circuit fused at 30 Amp,  
or a 32 Amp circuit breaker



SUK62MBL8  
Gloss black



**KIT60X**  
for use with:  
**SUK62MX8**  
**SUK62MBL8**  
**SUK62CBL8**  
**SUK62CMX8**



## SUK62CBL8

60CM "CONCERT" COOKER WITH DOUBLE OVEN &  
CERAMIC HOB, GLOSS BLACK  
ENERGY RATING AA



MAIN FAN OVEN:



Oven capacity: gross - 70 litres, net - 60 litres  
Digital electronic clock/programmer  
Air cooling system  
**Removable inner door glass**

AUXILIARY OVEN (STATIC OVEN):

4 functions



Oven capacity: gross 41 litres, net 27 litres  
Air cooling system  
Closed door grilling

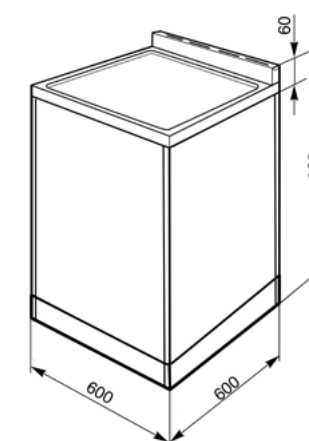
HOB:

4 "High-Light" cooking zones including one 2-way circular zone  
and one oval dual zone  
Rear left: Ø 145mm, 1.2kW  
Front left: Ø 120/210mm, 0.75/2.2kW  
Rear right: Ø 170/265mm, 1.4/2.2kW  
Front right: Ø 180mm, 1.8kW  
Residual heat indicators

Power supply required: dedicated cooker circuit - consult a  
qualified electrician



SUK62CMX8  
St/steel



For additional information see pages 204-214



SUK61PX8

PYROLITIC

60cm "CONCERT" COOKER WITH MULTIFUNCTION  
**Pyrolitic** OVEN & GAS HOB, ST/STEEL  
 ENERGY RATING A



Photo shows legs & plinth fitted

OVEN:  
 10 functions

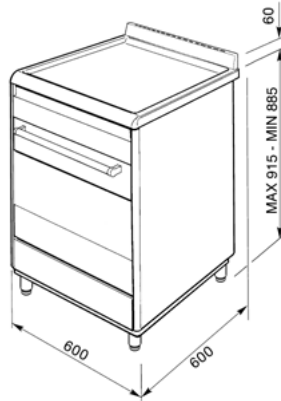


Oven capacity: gross - 79 litres, net - 68 litres  
 Digital electronic clock/programmer  
 Air cooling system  
 Fully variable grill  
 Closed door grilling  
 Quadruple glazed removable cooler door  
**Removable inner door glasses**  
 Rotisserie  
**Pyrolitic cleaning**

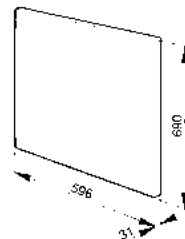
Storage compartment beneath the oven  
 St/steel feet and black plinth provided

HOB:  
 4 burners  
 Rear left: 1.75kW  
 Front left: Ultra Rapid 4.0kW  
 Rear right: 1.75kW  
 Front right: 1.0kW  
 Heavy duty cast iron pan stands  
 Safety valves  
 Automatic electronic ignition  
 Adaptable for LPG

Power supply required: 13 Amp fused plug



NB: Height with plinth installed is fixed at 900mm



**KIT60PX**  
 for use with:  
**SUK61PX8**

SUK61MBL8

60cm "CONCERT" COOKER WITH MULTIFUNCTION OVEN &  
 GAS HOB, GLOSS BLACK  
 ENERGY RATING A



Photo shows legs only fitted

OVEN:  
 7 functions



Oven capacity: gross - 79 litres, net - 68 litres  
 Digital electronic clock/programmer  
 Air cooling system  
 Fully variable grill  
 Closed door grilling  
**Removable inner door glass**  
**Vapor clean**

Storage compartment beneath the oven  
 St/steel feet and black plinth provided

HOB:  
 4 burners  
 Rear left: 1.75kW  
 Front left: Ultra Rapid 4.0kW  
 Rear right: 1.75kW  
 Front right: 1.0kW  
 Heavy duty cast iron pan stands  
 Safety valves  
 Automatic electronic ignition  
 Adaptable for LPG

Power supply required: 13 Amp fused plug



NB: Height with plinth installed is fixed at 900mm



**SUK61MX8**  
 St/steel

For additional information see pages 204-214



**SUK61PX8**

CONCERT

COOKERS

COOKING ACCESSORIES

Smeg offers a variety of accessories for ovens, hobs and cookers, which enhance the appliances and provide added flexibility.

GT90X

3 LEVEL TELESCOPIC SHELF SET



Telescopic shelf support set with 3 levels, suitable for use on all built in 90cm ovens.

Also available: **GTA-6** Telescopic shelf set with 3 levels suitable for use with A1-7 and A3-7

GO120

CAST IRON OPEN GRIDDLE FOR BARBECUE



The GO120 is intended to replace the Teflon plate on Opera range cookers with the electric griddle, to convert it to a barbecue.

TBX6090

TEPPANYAKI GRILL PLATE



The TBX6090 is a stainless steel grill plate, designed for cooking teppanyaki dishes. Suitable for Symphony and Concert cookers with cast iron pan stands.

GT1T

1 LEVEL TELESCOPIC SHELF - TOTAL EXTRACTION



Pair of fully extractable telescopic guides suitable for use on all 60cm Maxi ovens except SCP109 and SC107. Also can be used on some Opera cookers with Maxi cavities.

Also Available: **GT1P** Telescopic shelf set with 1 partially extractable level

GC120

CAST IRON RIBBED GRIDDLE



The GC120 can replace a pan stand on Opera 120cm & 150cm dual fuel range cookers to provide a griddle plate.

PR7A2

PLATE WARMING RACK FOR 7 PLATES



The PR7A2 is a chrome 7-plate warming rack which fits the small oven in the A2 and SUK92 range cookers. A slightly larger 9-plate version, the PR9A3, fits the A3 Opera cooker.

PRTX

PIZZA STONE WITH HANDLES



Refractory pizza stone with handle suitable for use with all Maxi ovens.

Also Available:  
**PALPZ** Pizza shovel with fold away handle  
**PPR2** Universal pizza stone without handles

TPKX

TEPPANYAKI GRILL PLATE



Stainless steel grill plate designed for cooking Teppanyaki dishes. Suitable for all Opera cookers with gas hobs.

WOKGHU

WOK SUPPORT






The WOKGHU offers additional stability when using a wok. Suitable for most cookers and cast iron gas hobs, apart from all Classic front control 60cm gas hobs.

GLASS SPLASHBACKS & UPSTANDS



The Smeg range includes a number of eye-catching glass splashbacks and upstands that are available in a wide choice of inspiring colours and sizes to enhance the diverse range of appliances. There are also matching 140mm high upstands to be fitted on the wall worktop, all items can be cut to size by the installer to ensure a perfect fit. The table below shows the various colours and dimensions.

| SPLASHBACKS  |   |                 |                 |                 | UPSTANDS             |
|--------------|---|-----------------|-----------------|-----------------|----------------------|
| DIMENSIONS   | 60CM W X 75CM H   | 75CM W X 75CM H | 75CM W X 32CM H | 90CM W X 75CM H | 2 X 100CM W X 14CM H |
| GLASS COLOUR | MODEL NOS   | MODEL NOS       | MODEL NOS       | MODEL NOS       | MODEL NOS            |
| BLACK        |  SPG6075NE | SPG7575NE       | SPG7532NE       | SPG9075NE       | UPGNE                |
| CREAM        |  SPG6075P  |                 |                 | SPG9075P        | UPGP                 |
| RED          |  SPG6075R  |                 |                 | SPG9075R        | UPGR                 |
| PASTEL BLUE  |  SPG6075AZ |                 |                 | SPG9075AZ       | UPGAZ                |
| LIME         |  SPG6075VE |                 |                 | SPG9075VE       | UPGVE                |
| SILVER       |  SPG6075S  | SPG7575S        |                 | SPG9075S        | UPGS                 |
| MATT WHITE   |  SMG6075B  | SMG7575B        | SMG7532B        | SMG9075B        | UMGB                 |
| MATT BLACK   |  SMG6075NE | SMG7575NE       | SMG7532NE       | SMG9075NE       | UMGNE                |

## SMEG HOODS, FUNCTIONAL DESIGN



Hoods play an important role in the kitchen, both aesthetic and functional. Designed to offer the best combination of styling and functionality, Smeg hoods reflect the elegance and style of the other kitchen appliances with which they are installed.

## VERSATILE RANGE

### Materials and Finishes



The use of the best materials and our ongoing research programmes make Smeg hoods reliable and functional products which ensure high performance throughout their long service life. The surfaces are treated with a finger friendly coating or have a finish to protect against finger-prints, making them easy to clean, and creating an even better aesthetic effect.

### Precise Control

Functional and ergonomic, Smeg hood controls are designed for quick and simple operation to regulate extraction speed and lighting to perfection. They vary from a glass panel with touch controls to electronic buttons and electro-mechanical controls styled to co-ordinate with other Smeg products.



### OPTIMUM EXTRACTION

Elegant style and efficient extraction, the **perimeter filters** fitted to selected models provide even quieter operation. These are flat panels, in steel or glass, separated by openings through which the extracted air passes.



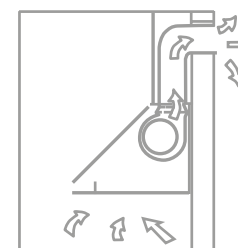
### More functional



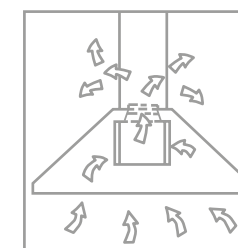
Many Smeg hoods have a warning light that comes on when it is time to change the filters. This handy system ensures that the hood will always function properly.

### Ducted v Recirculation

Smeg hoods can operate in either a ducted or recirculation mode, but the best extraction performance is achieved in the ducted mode, the preferred choice wherever possible.



**EXTRACTOR HOOD:** extracts the cooking fumes and expels them outside, using a vent kit. The diameter of the ducting hose should match the vent outlet of the hood.



**FILTER HOOD:** extracts the cooking fumes and passes them through active charcoal filters, recirculating the cleaned air into the room.

### New Heights



New to the 2012 range is the KSEG90X-1, Smeg's first **ceiling hood**. This powerful hood can be fitted to the ceiling or alternatively can be used in

an island situation. The motor outlet of the KSEG90X-1 can be positioned in 3 different ways, providing flexibility, and a remote control is included as standard so that the appliance can be programmed with ease.

The KSEG77X-1 & KSEG54X-1 canopy hoods can also be fitted as ceiling hoods, easily controlled by a simple to use remote control which is available as an optional extra.



## KSE912X2

90CM CHIMNEY HOOD, ST/STEEL WITH SILVER GLASS CONTROL PANEL



- 1 high performance motor, 340W
- Electronic soft touch controls
- White digital display
- 3 speeds, plus intensive (10 min)
- 2 x 20W halogen lights with dimmer switch
- 3 st/steel grease filters (dishwasher safe)
- Intensive speed button (10 minute timer) for each speed
- Automatic switch off (30 minute timer) for each speed
- Filter cleaning/replacement indicator
- Internal re-circulation possible
- Co-ordinates well with "Linea" style

| Speed | Extraction rate<br>IEC 61591 (m³/h) | Noise Level<br>IEC 60704-2-13 dB(A) |
|-------|-------------------------------------|-------------------------------------|
| I     | 340                                 | 54                                  |
| II    | 540                                 | 63                                  |
| III   | 690                                 | 69                                  |
| Int   | 780                                 | 71                                  |

## KCVR9NE

90CM ANGLED CHIMNEY HOOD, ST/STEEL & BLACK GLASS



- 1 high performance motor, 450W
- Electronic controls
- Red digital display
- Tilting glass panel
- 3 speeds, plus intensive (10 min)
- 2 x 20W halogen lights with dimmer switch
- 1 st/steel grease filter (dishwasher safe)
- Intensive speed button (10 minute timer) for each speed
- Automatic switch off (30 minute timer) for each speed
- Filter cleaning/replacement indicator
- Internal re-circulation possible
- Co-ordinates well with Ceramic and Induction hobs

| Speed | Extraction rate<br>IEC 61591 (m³/h) | Noise Level<br>IEC 60704-2-13 dB(A) |
|-------|-------------------------------------|-------------------------------------|
| I     | 160                                 | 45                                  |
| II    | 395                                 | 53                                  |
| III   | 515                                 | 58                                  |
| Int   | 770                                 | 71                                  |

## KTS75NC

75CM "LINEA" ANGLED CHIMNEY HOOD, ST/STEEL & BLACK GLASS



- 1 high performance motor 240W
- 4 speeds
- 2 x 20W halogen lights
- Tilting glass panel
- Electronic controls
- 1 st/steel anti grease filter (dishwasher safe)
- Automatic switch off (10 minute timer) for each speed
- Filter cleaning/replacement indicator
- Co-ordinates well with "Linea" style
- Internal re-circulation possible

| Speed | Extraction rate<br>IEC 61591 (m³/h) | Noise Level<br>IEC 60704-2-13 dB(A) |
|-------|-------------------------------------|-------------------------------------|
| I     | 255                                 | 45                                  |
| II    | 325                                 | 50                                  |
| III   | 430                                 | 57                                  |
| IV    | 620                                 | 67                                  |

## KTS75

DUCTED ONLY

75CM "LINEA" ANGLED HOOD, ST/STEEL & SILVER GLASS



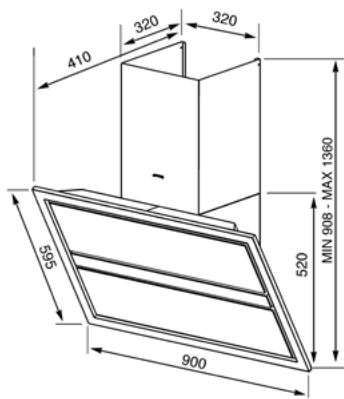
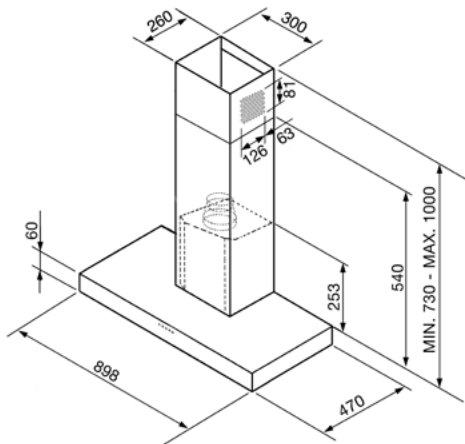
- 1 high performance motor 240W
- 4 speeds
- 2 x 20W halogen lights
- Tilting glass panel
- Electronic controls
- 1 st/steel anti grease filter (dishwasher safe)
- Automatic switch off (10 minute timer) for each speed
- Filter cleaning/replacement indicator
- Co-ordinates well with "Linea" style

| Speed | Extraction rate<br>IEC 61591 (m³/h) | Noise Level<br>IEC 60704-2-13 dB(A) |
|-------|-------------------------------------|-------------------------------------|
| I     | 215                                 | 45                                  |
| II    | 290                                 | 55                                  |
| III   | 400                                 | 62                                  |
| IV    | 615                                 | 68                                  |

NB: This model is not suitable for re-circulation and should be sited on an outside wall, as it is vented from the rear.



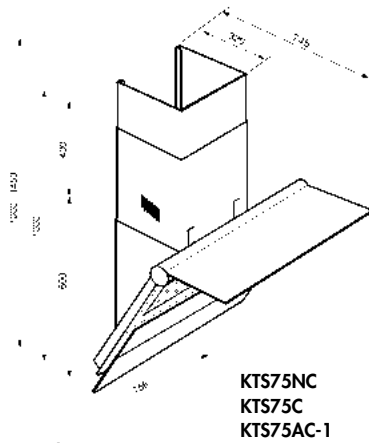
KSE912NX2  
Black glass control panel



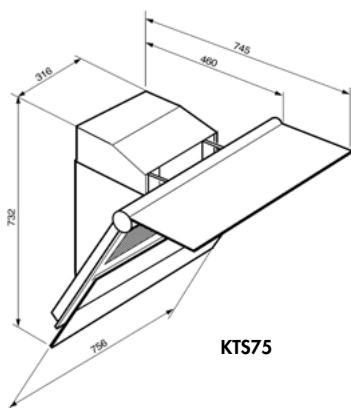
KTS75C  
St/steel & silver glass



KTS75AC-1  
Dark graphite glass



KTS75NC  
KTS75C  
KTS75AC-1



KTS75

For additional information see pages 204-214

KMN75X

75CM ANGLED CHIMNEY HOOD, ST/STEEL



- 1 high performance motor 340W
- 3 speeds, plus intensive (10 min)
- 2 x 20W halogen lights
- Tilting glass panel
- Electronic touch controls
- 2 st/steel **perimeter extraction filters**
- Delay timer
- Internal re-circulation possible
- Co-ordinates well with "Newson" style, see [www.smeguk.com](http://www.smeguk.com) for further Newson products

| Speed | Extraction rate<br>IEC 61591 (m³/h) | Noise Level<br>IEC 60704-2-13 dB(A) |
|-------|-------------------------------------|-------------------------------------|
| I     | 350                                 | 47                                  |
| II    | 450                                 | 58                                  |
| III   | 780                                 | 66                                  |
| Int   | 880                                 | 68                                  |

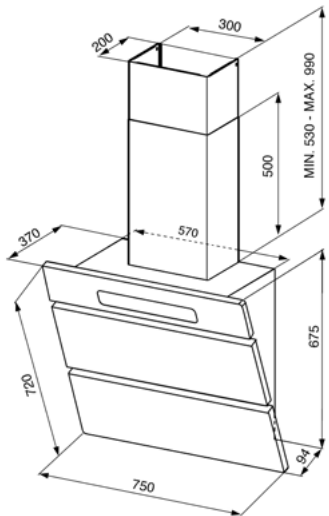
KMN75AB

75CM ANGLED CHIMNEY HOOD, WHITE



KMN75AN

75CM ANGLED CHIMNEY HOOD, BLACK



For additional information see pages 204-214



KMN75X

## KD150X-2

150CM "OPERA" CHIMNEY HOOD, ST/STEEL



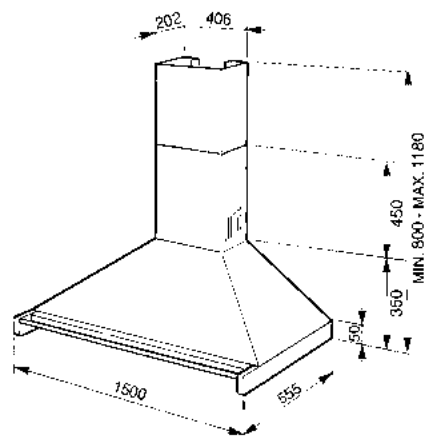
2 motors that can be selected to work together or independently  
4 speeds for each motor  
3 controls  
5 st/steel grease filters (dishwasher safe)  
4 x 20W halogen lights  
Internal recirculation possible  
Co-ordinates well with "Classic" style

### 1 MOTOR

| Speed | Extraction rate<br>IEC 61591 (m³/h) | Noise Level<br>IEC 60704-2-13 dB(A) |
|-------|-------------------------------------|-------------------------------------|
| I     | 50                                  | 49                                  |
| II    | 125                                 | 53                                  |
| III   | 250                                 | 61                                  |
| IV    | 400                                 | 71                                  |

### 2 MOTORS

| Speed | Extraction rate<br>IEC 61591 (m³/h) | Noise Level<br>IEC 60704-2-13 dB(A) |
|-------|-------------------------------------|-------------------------------------|
| I     | 300                                 | 54                                  |
| II    | 440                                 | 61                                  |
| III   | 610                                 | 67                                  |
| IV    | 770                                 | 74                                  |



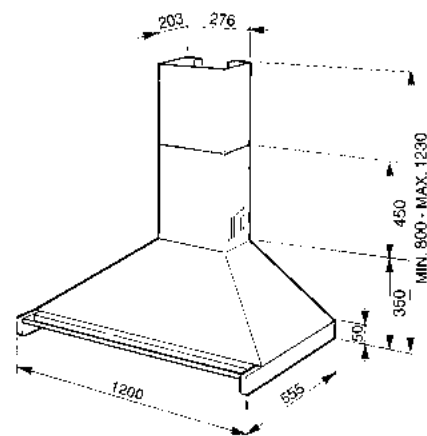
## KD120X-2

120CM "OPERA" CHIMNEY HOOD, ST/STEEL



1 motor, 240W, twin fan  
4 speeds  
4 st/steel grease filters (dishwasher safe)  
2 x 20W halogen lights  
Internal recirculation possible  
Co-ordinates well with "Classic" style

| Speed | Extraction rate<br>IEC 61591 (m³/h) | Noise Level<br>IEC 60704-2-13 dB(A) |
|-------|-------------------------------------|-------------------------------------|
| I     | 380                                 | 43                                  |
| II    | 470                                 | 49                                  |
| III   | 570                                 | 55                                  |
| IV    | 770                                 | 68                                  |



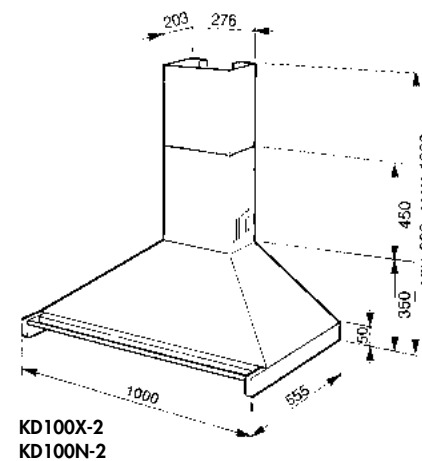
## KD100X-2

100CM "OPERA" CHIMNEY HOOD, ST/STEEL



1 motor, 240W, twin fan  
4 speeds  
3 st/steel grease filters (dishwasher safe)  
2 x 20W halogen lights  
Internal recirculation possible  
Co-ordinates well with "Classic" style

| Speed | Extraction rate<br>IEC 61591 (m³/h) | Noise Level<br>IEC 60704-2-13 dB(A) |
|-------|-------------------------------------|-------------------------------------|
| I     | 325                                 | 41                                  |
| II    | 410                                 | 48                                  |
| III   | 520                                 | 55                                  |
| IV    | 765                                 | 66                                  |



KD100N-2  
Gloss black

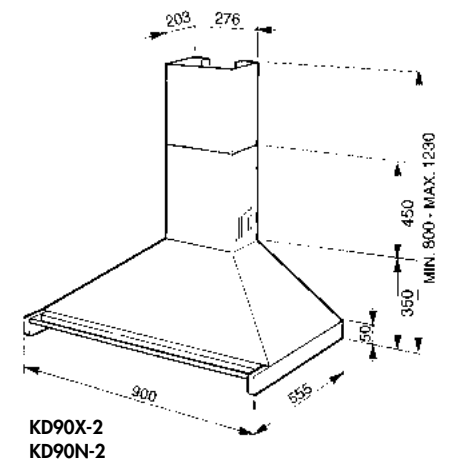
## KD90N-2

90CM "OPERA" CHIMNEY HOOD, GLOSS BLACK



1 motor, 240W, twin fan  
4 speeds  
3 st/steel grease filters (dishwasher safe)  
2 x 20W halogen lights  
Internal recirculation possible  
Co-ordinates well with "Classic" style

| Speed | Extraction rate<br>IEC 61591 (m³/h) | Noise Level<br>IEC 60704-2-13 dB(A) |
|-------|-------------------------------------|-------------------------------------|
| I     | 260                                 | 42                                  |
| II    | 345                                 | 48                                  |
| III   | 460                                 | 55                                  |
| IV    | 720                                 | 64                                  |



KD90X-2  
St/steel



KSE110BL

110CM "SYMPHONY" CHIMNEY HOOD, GLOSS BLACK



- 1 high performance motor
- 4 speeds
- Electronic controls
- 3 st/steel grease filters (dishwasher safe)
- 2 x 20W halogen lights
- Automatic switch-off (10 minute timer) for each speed
- Filter cleaning/replacement indicator
- Internal re-circulation possible

| Speed | Extraction rate<br>IEC 61591 (m³/h) | Noise Level<br>IEC 60704-2-13 dB(A) |
|-------|-------------------------------------|-------------------------------------|
| I     | 270                                 | 41                                  |
| II    | 355                                 | 50                                  |
| III   | 460                                 | 57                                  |
| IV    | 710                                 | 67                                  |

K90X

90CM CHIMNEY HOOD, ST/STEEL



- 1 high performance motor, 310W
- Electronic push button controls, white LEDs
- 2 st/steel **perimeter extraction filters**
- 3 speeds, plus intensive (10 min)
- 2 x 20W halogen lights
- Internal re-circulation possible

| Speed | Extraction rate<br>IEC 61591 (m³/h) | Noise Level<br>IEC 60704-2-13 dB(A) |
|-------|-------------------------------------|-------------------------------------|
| I     | 260                                 | 48                                  |
| II    | 390                                 | 57                                  |
| III   | 520                                 | 54                                  |
| Int   | 635                                 | 68                                  |

KV90X-1

90CM CHIMNEY HOOD, GLASS & ST/STEEL



- 1 high performance motor, 250W
- Electronic controls, white LEDs
- 3 speeds, plus intensive (10 min)
- 2 aluminium filters
- 2 x 20W halogen lights
- Internal re-circulation possible

| Speed | Extraction rate<br>IEC 61591 (m³/h) | Noise Level<br>IEC 60704-2-13 dB(A) |
|-------|-------------------------------------|-------------------------------------|
| I     | 260                                 | 45                                  |
| II    | 405                                 | 56                                  |
| III   | 545                                 | 63                                  |
| Int   | 660                                 | 68                                  |

KFV90

90CM CHIMNEY HOOD, GLASS & ST/STEEL

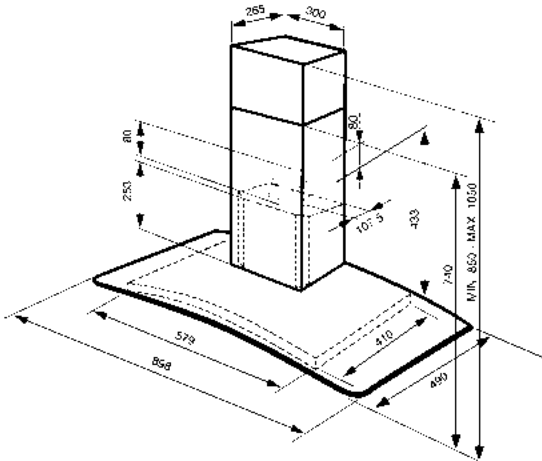
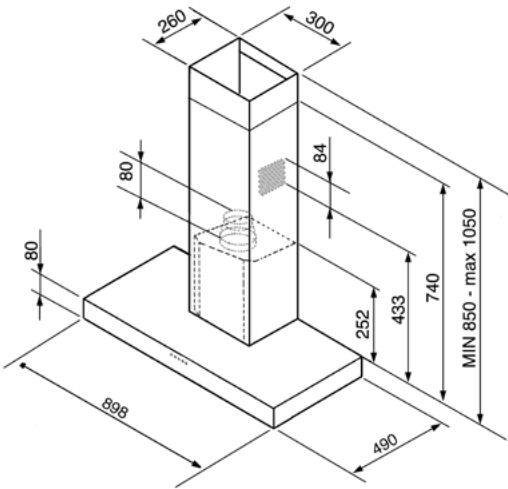
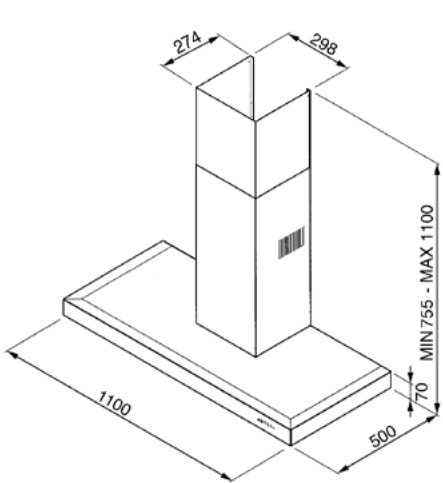


- 1 high performance motor, 240W
- Push button controls
- 3 speeds
- 2 x 20W halogen lights
- 2 Aluminium grease filters
- Internal re-circulation possible

| Speed | Extraction rate<br>IEC 61591 (m³/h) | Noise Level<br>IEC 60704-2-13 dB(A) |
|-------|-------------------------------------|-------------------------------------|
| I     | 260                                 | 45                                  |
| II    | 405                                 | 56                                  |
| III   | 660                                 | 68                                  |



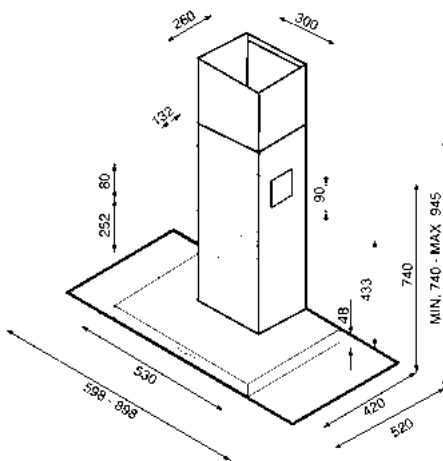
KSE110X  
St/steel



For additional information see pages 204-214



KFV60  
60cm chimney hood, glass &  
St/steel



KSED95P-9

90CM CHIMNEY HOOD, GLOSS CREAM



- 1 high performance motor 280W
- 3 speeds
- 3 Aluminium grease filters (dishwasher safe)
- 2 lights
- Internal re-circulation possible

| Speed | Extraction rate<br>IEC 61591 (m³/h) | Noise Level<br>IEC 60704-2-13 dB(A) |
|-------|-------------------------------------|-------------------------------------|
| I     | 285                                 | 50                                  |
| II    | 370                                 | 60                                  |
| III   | 535                                 | 72                                  |

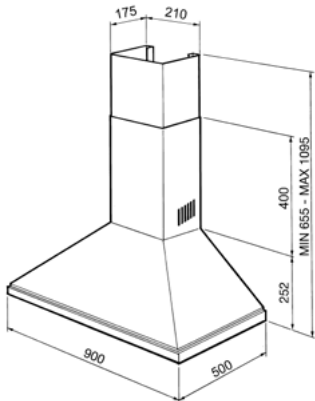
KSED95X-1

90CM CHIMNEY HOOD, ST/STEEL



- 1 high performance motor 280W
- 3 speeds
- 3 Aluminium grease filters (dishwasher safe)
- 2 lights
- Internal re-circulation possible

| Speed | Extraction rate<br>IEC 61591 (m³/h) | Noise Level<br>IEC 60704-2-13 dB(A) |
|-------|-------------------------------------|-------------------------------------|
| I     | 285                                 | 50                                  |
| II    | 370                                 | 60                                  |
| III   | 535                                 | 72                                  |



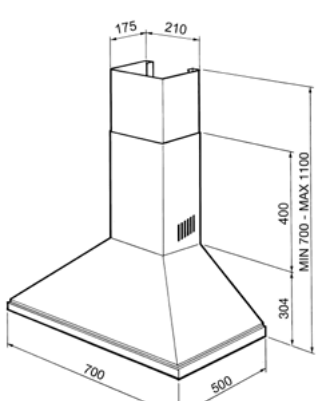
KSED75X-1

70CM CHIMNEY HOOD, ST/STEEL



- 1 high performance motor 280W
- 3 speeds
- 2 Aluminium grease filters (dishwasher safe)
- 2 lights
- Internal re-circulation possible

| Speed | Extraction rate<br>IEC 61591 (m³/h) | Noise Level<br>IEC 60704-2-13 dB(A) |
|-------|-------------------------------------|-------------------------------------|
| I     | 270                                 | 50                                  |
| II    | 350                                 | 60                                  |
| III   | 530                                 | 73                                  |



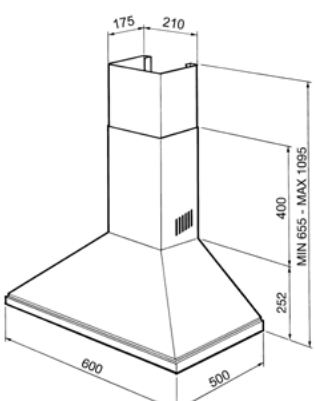
KSED65X-1

60CM CHIMNEY HOOD, ST/STEEL



- 1 high performance motor 280W
- 3 speeds
- 2 Aluminium grease filters (dishwasher safe)
- 2 lights
- Internal re-circulation possible

| Speed | Extraction rate<br>IEC 61591 (m³/h) | Noise Level<br>IEC 60704-2-13 dB(A) |
|-------|-------------------------------------|-------------------------------------|
| I     | 270                                 | 50                                  |
| II    | 350                                 | 60                                  |
| III   | 530                                 | 73                                  |



For additional information see pages 204-214

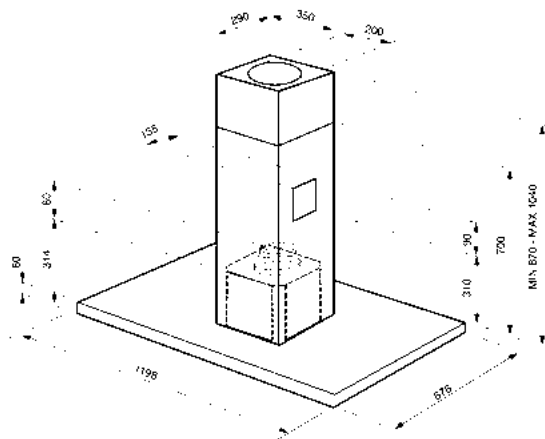
KI120X-1

120CM ISLAND HOOD, ST/STEEL



1 high performance motor, 250W  
Electronic controls  
3 speeds, plus intensive (10 min)  
3 metal grease filters  
4 x 20W halogen lights  
Internal re-circulation possible

| Speed | Extraction rate<br>IEC 61591 (m³/h) | Noise Level<br>IEC 60704-2-13 dB(A) |
|-------|-------------------------------------|-------------------------------------|
| I     | 260                                 | 45                                  |
| II    | 405                                 | 56                                  |
| III   | 545                                 | 63                                  |
| Int   | 660                                 | 68                                  |



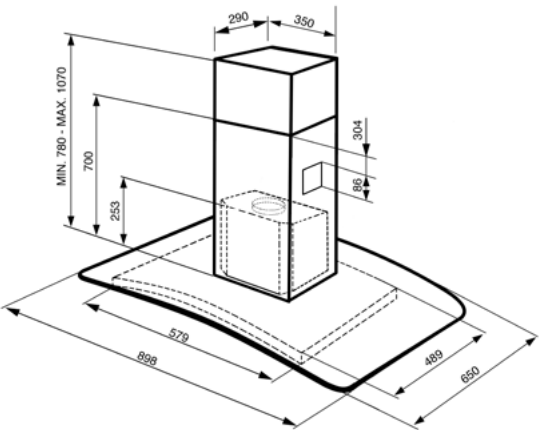
KIV90X-1

90CM ISLAND HOOD, GLASS & ST/STEEL



1 high performance motor, 250W  
Electronic push button controls, white LEDs  
2 aluminium filters  
3 speeds, plus intensive (10 mins)  
4 x 20W halogen lights  
Internal re-circulation possible

| Speed | Extraction rate<br>IEC 61591 (m³/h) | Noise Level<br>IEC 60704-2-13 dB(A) |
|-------|-------------------------------------|-------------------------------------|
| I     | 260                                 | 45                                  |
| II    | 405                                 | 56                                  |
| III   | 545                                 | 63                                  |
| Int   | 660                                 | 68                                  |



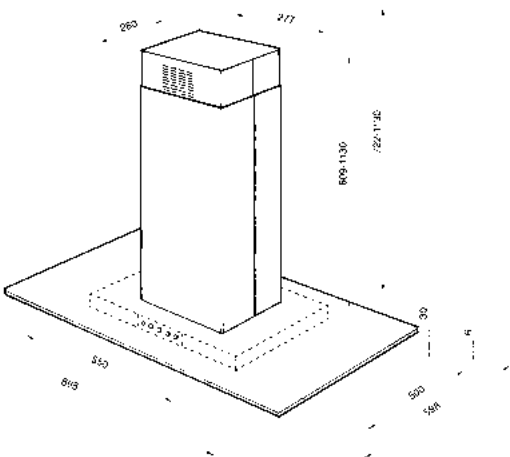
KEIV90

90CM ISLAND HOOD, GLASS & ST/STEEL



1 high performance motor, 175W  
Electronic controls  
3 speeds  
2 x 20W halogen lights  
1 metal grease filter  
Internal re-circulation possible

| Speed | Extraction rate<br>IEC 61591 (m³/h) | Noise Level<br>IEC 60704-2-13 dB(A) |
|-------|-------------------------------------|-------------------------------------|
| I     | 185                                 | 44                                  |
| II    | 265                                 | 53                                  |
| III   | 365                                 | 61                                  |



For additional information see pages 204-214



KSET910X

90CM TELESCOPIC HOOD, FINGER-FRIENDLY ST/STEEL FRONT




1 High performance motor, 300W  
3 speeds  
4 aluminium filters  
3 x 20W halogen lights  
Internal re-circulation possible

| Speed | Extraction rate<br>IEC 61591 (m³/h) | Noise Level<br>IEC 60704-2-13 dB(A) |
|-------|-------------------------------------|-------------------------------------|
| I     | 139                                 | 27                                  |
| II    | 195                                 | 32                                  |
| III   | 427                                 | 48                                  |

KSEG90X-1

90CM CEILING HOOD, ST/STEEL



1 high performance motor 340W  
3 speeds, plus intensive (10 min)  
Stainless steel filters, covered by **perimeter panels**  
Electronic controls + **remote control**  
2 x 20W halogen lights  
**Motor can be turned horizontally 360°**  
Internal re-circulation possible

| Speed | Extraction rate<br>IEC 61591 (m³/h) | Noise Level<br>IEC 60704-2-13 dB(A) |
|-------|-------------------------------------|-------------------------------------|
| I     | 340                                 | 47                                  |
| II    | 560                                 | 60                                  |
| III   | 780                                 | 67                                  |
| Int   | 880                                 | 69                                  |

KSEG77X-1

77CM CANOPY HOOD



1 high performance motor 250W  
4 Speeds, plus intensive (10 min)  
Alluminium filters, covered by **perimeter panels**  
Electronic controls  
2 x 20W halogen lights  
**Motor can be turned vertically by 90°**  
Internal re-circulation possible

| Speed | Extraction rate<br>IEC 61591 (m³/h) | Noise Level<br>IEC 60704-2-13 dB(A) |
|-------|-------------------------------------|-------------------------------------|
| I     | 180                                 | 46                                  |
| II    | 250                                 | 49                                  |
| III   | 390                                 | 58                                  |
| IV    | 530                                 | 64                                  |
| Int   | 630                                 | 67                                  |

OPTIONAL EXTRA:  
Remote control to enable use as ceiling hood      RCKF

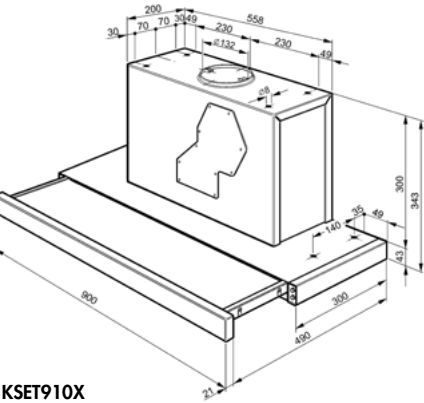
KSEG7-1

70CM CANOPY HOOD

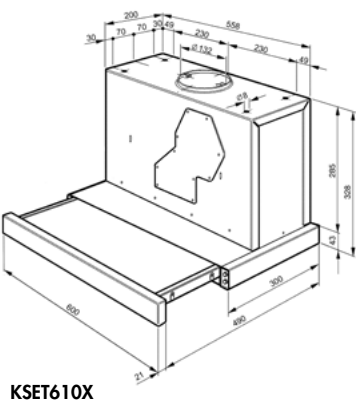


Motor speed 125W  
3 speeds  
1 metal grease filter  
2 x 28W lights  
Internal re-circulation possible

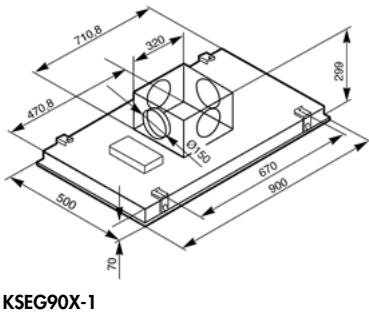
| Speed | Extraction rate<br>IEC 61591 (m³/h) | Noise Level<br>IEC 60704-2-13 dB(A) |
|-------|-------------------------------------|-------------------------------------|
| I     | 165                                 | 51                                  |
| II    | 215                                 | 56                                  |
| III   | 290                                 | 63                                  |



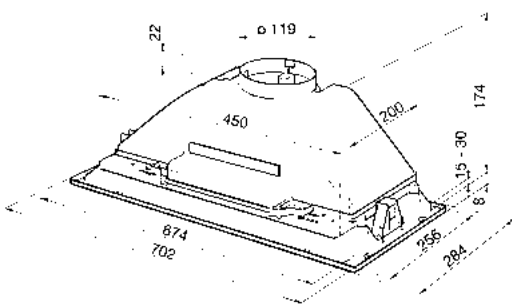
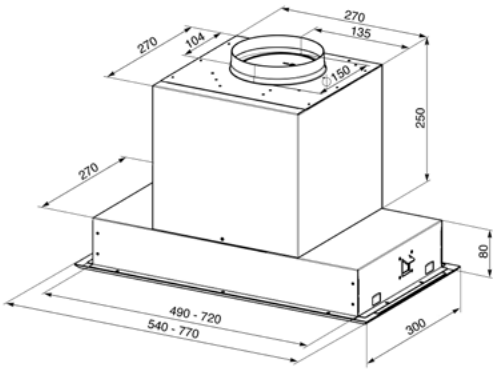
KSET910X



KSET610X



KSEG90X-1



KSET610X  
60cm hood, 2 filters & 2 lights



KSEG54X-1  
54cm canopy hood

FIRES: HEATING THE HOME WITH STYLE



Smeg has always been chosen for style as well as technology and the new fires build on the Smeg look. Both **functional and beautiful**, the fires combine technology with style and have been developed to inspire ideas for expanding any living space, while at the same time offering **exciting innovation** that **complements your lifestyle**.

DESIGNS TO FIRE IMAGINATION


Offering a choice of products that combine stylish appearance with **innovative technology**, the Smeg Fire range includes a number of exciting models, which can be easily co-ordinated with a variety of other Smeg products. All models are available for use with either **natural or LPG gas**. Both Linea and Classic models are available in a choice of **portrait or landscape design**.



The L30FAB incorporates the soft round curves reminiscent of 50's styling to match our FAB range, available in seven selected colours.



The P23LIN and L23LIN incorporate the sleek and elegant lines consistent with the Linea series.



The P23CL and L23CL complete the range by offering a Classic option.

Interchangeable frames

Designed in order to allow more flexibility, Smeg retro fire frames can be easily interchanged to coordinate not only with other Smeg products, but also to complement mood or style changes throughout the home.



INNOVATIVE TECHNOLOGY

Environmentally and economically friendly

GAS → HEAT  
100% = 2/3  
SAVE

A flueless fire **converts 100% of the gas to heat** unlike an open or coal fire which can convert as little as 10%. By choosing a flueless fire, it is possible to make a real contribution towards **reducing global warming and lower gas bills**. Typically, running costs for the natural gas models are approximately a third of the running cost of a conventional gas fire.

No chimney or flue required

Flueless fires incorporate the **latest gas fire technology** and do not require a chimney or flue to operate. Instead, the combustion gases pass through a catalytic converter system, positioned at the top of the appliance.

Safety

For **complete safety** and peace of mind **all Smeg fires incorporate an Oxygen Depletion Sensor (ODS)**, which detects when the oxygen levels in the room fall below a specified level. This activates the **Flame Failure Device (FFD)**, which cuts off the gas supply to the fire and renders the appliance safe.

Choosing a location

Flueless fires are the perfect flat wall, no chimney solution to **instant warmth that simply hangs on the wall**. The technology provides a flexible design for your house or apartment, allowing you to install a fire not only in the living room, but also the diningroom, office, study and kitchen. The fires can be mounted onto almost any flat surface. There must be a minimum of 100mm clearance to the sides of the fire, 800mm to the ceiling, 500mm in front and clearance to a solid floor must be 60mm.

UNDER NO CIRCUMSTANCES CAN A GAS FIRE BE FITTED IN A BATHROOM • A GAS FIRE CAN ONLY BE FITTED IN A BEDROOM IF SPECIFIC BSI GUIDELINES ARE ADHERED TO  
• FURTHER DETAILS CAN BE FOUND ON THE SMEG WEBSITE [www.smeguk.com](http://www.smeguk.com)

L30FABCR

50's RETRO STYLE FLUELESS LANDSCAPE FIRE, CREAM  
NATURAL GAS



Dimensions:  
(H x W x D) 550mm x 800mm x 186mm

Gas group:  
Natural gas: G20 Natural Gas CAT I2H  
LPG: G31 I3P LPG Propane

Heat Input:  
Natural gas (Max/Min Gross): 2.6/1.5  
LPG (Max/Min Gross): 2.2/1.5

Heat Output (Max/Min Gross):  
Natural gas: 2.6/1.5  
LPG: 2.2/1.5

Efficiency: 100%

Technology: Catalytic converter system

Ventilation: 100cm<sup>2</sup>

Min. Room Size: 30m<sup>3</sup>

Inlet Pressure:  
Natural gas: 20 mbar  
LPG: 37 mbar

Ignition: Piezo Spark

Installation:  
Simply hang on the wall, no recess needed,  
no chimney, flue or hearth required

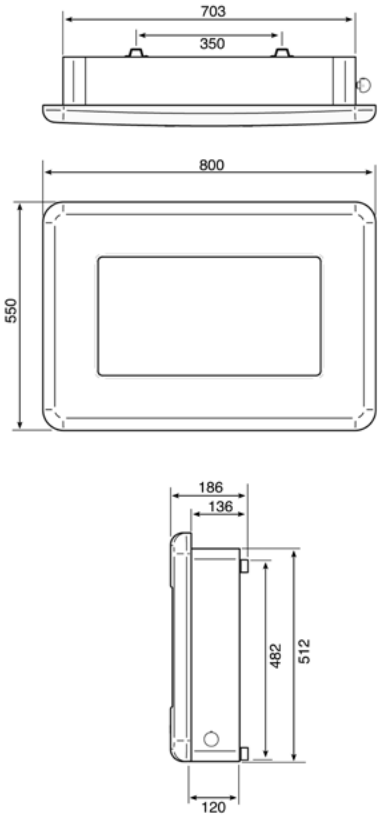
Site:  
Almost any flat surface, there must be a  
minimum of 100mm clearance to the sides of  
the fire;  
800mm to the ceiling, 500mm in front and  
clearance to a solid floor must be 60mm.

Safety Features:  
Oxygen Depletion Sensor & Flame Failure  
Device

All codes shown are for natural gas models,  
for LPG models add a 'P' to the end of the  
code eg L30FABREP

FRAMES AVAILABLE IN THE FOLLOWING VERSIONS:

|             |         |
|-------------|---------|
| Red         | FRAMERE |
| Black       | FRAMEBL |
| Cream       | FRAMECR |
| Silver      | FRAMESI |
| Pink        | FRAMEPI |
| Pastel Blue | FRAMEPB |
| Blue        | FRAMEDB |



L30FABBL Black



L30FABRE Red



L30FABDB Blue



L30FABSI Silver



L30FABPB Pastel blue



L30FABPI Pink



## L23LIN

"LINEA" FLUELESS LANDSCAPE FIRE,  
NATURAL GAS



Dimensions:  
(H x W x D) 482mm x 702mm x 149mm

Gas group:  
Natural gas: G20 Natural Gas CAT I2H  
LPG: G31 I3P LPG Propane

Heat Input:  
Natural gas: (Max/Min Gross) 2.0/1.3  
LPG: (Max/Min Gross): 1.7/1.3

Heat Output:  
Natural gas: (Max/Min Gross) 2.0/1.3  
LPG: (Max/Min Gross): 1.7/1.3

Efficiency: 100%

Technology: Catalytic converter system

Ventilation: 100cm<sup>2</sup>

Min. Room Size: 23m<sup>3</sup>

Inlet Pressure:  
Natural gas: 20 mbar  
LPG: 37 mbar

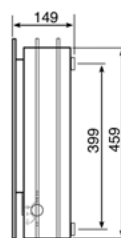
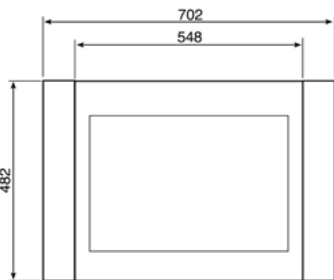
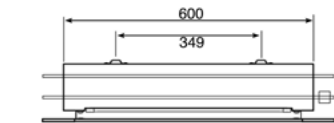
Ignition: Piezo Spark

Installation:  
Simply hang on the wall, no recess needed,  
no chimney, flue or hearth required

Site:  
Almost any flat surface, there must be a  
minimum of 100mm clearance to the sides of  
the fire;  
800mm to the ceiling, 500mm in front and  
clearance to a solid floor must be 60mm.

Safety Features:  
Oxygen Depletion Sensor & Flame Failure  
Device

AVAILABLE IN THE FOLLOWING VERSIONS:  
Landscape (Natural Gas) **L23LIN**  
Landscape (LPG) **L23LINP**



## P23LIN

"LINEA" FLUELESS PORTRAIT FIRE,  
NATURAL GAS



Dimensions:  
(H x W x D) 590mm x 526mm x 149mm

Gas group:  
Natural gas: G20 Natural Gas CAT I2H  
LPG: G31 I3P LPG Propane

Heat Input:  
Natural gas (Max/Min Gross): 2.0/1.0  
LPG: (Max/Min Gross): 1.7/1.0

Heat Output:  
Natural gas (Max/Min Gross): 2.0/1.0  
LPG: (Max/Min Gross): 1.7/1.0

Efficiency: 100%

Technology: Catalytic converter system

Ventilation: 100cm<sup>2</sup>

Min. Room Size: 23m<sup>3</sup>

Inlet Pressure:  
Natural gas: 20 mbar  
LPG: 37 mbar

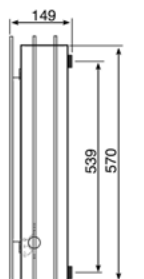
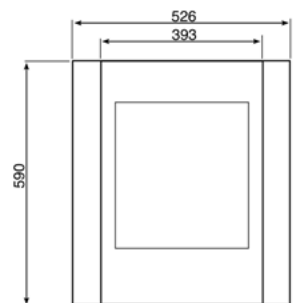
Ignition: Piezo Spark

Installation:  
Simply hang on the wall, no recess needed,  
no chimney, flue or hearth required

Site:  
Almost any flat surface, there must be a  
minimum of 100mm clearance to the sides of  
the fire;  
800mm to the ceiling, 500mm in front and  
clearance to a solid floor must be 60mm.

Safety Features:  
Oxygen Depletion Sensor & Flame Failure  
Device

AVAILABLE IN THE FOLLOWING VERSIONS:  
Portrait (Natural Gas) **P23LIN**  
Portrait (LPG) **P23LINP**



## L23CL

"CLASSIC" FLUELESS LANDSCAPE FIRE,  
NATURAL GAS



Dimensions:  
(H x W x D) 480mm x 702mm x 149mm

Gas group:  
Natural Gas: G20 Natural Gas CAT I2H  
LPG: G31 I3P LPG Propane

Heat Input  
Natural Gas: (Max/Min Gross): 2.0/1.3  
LPG: (Max/Min Gross): 1.7/1.3

Heat Output  
Natural Gas: (Max/Min Gross): 2.0/1.3  
LPG: (Max/Min Gross): 1.7/1.3

Efficiency: 100%

Technology: Catalytic converter system

Ventilation: 100cm<sup>2</sup>

Min. Room Size: 23m<sup>3</sup>

Inlet Pressure:  
Natural Gas: 20 mbar  
LPG: 37 mbar

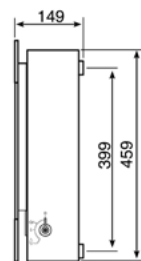
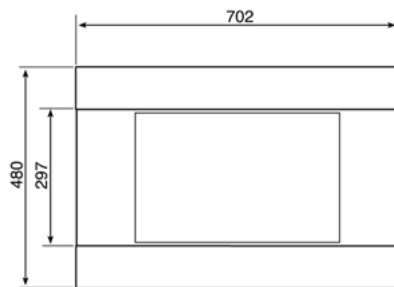
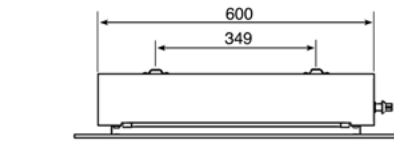
Ignition: Piezo Spark

Installation:  
Simply hang on the wall, no recess needed,  
no chimney, flue or hearth required

Site:  
Almost any flat surface, there must be a  
minimum of 100mm clearance to the sides of  
the fire;  
800mm to the ceiling, 500mm in front and  
clearance to a solid floor must be 60mm.

Safety Features:  
Oxygen Depletion Sensor & Flame Failure  
Device

AVAILABLE IN THE FOLLOWING VERSIONS:  
Landscape (Natural Gas) **L23CL**  
Landscape (LPG) **L23CLP**



## P23CL

"CLASSIC" FLUELESS PORTRAIT FIRE,  
NATURAL GAS



Dimensions:  
(H x W x D) 590mm x 526mm x 149mm

Gas group:  
Natural Gas: G20 Natural Gas CAT I2H  
LPG: G31 I3P LPG Propane

Heat Input  
Natural Gas: (Max/Min Gross): 2.0/1.0  
LPG: (Max/Min Gross): 1.7/1.0

Heat Output  
Natural Gas: (Max/Min Gross): 2.0/1.0  
LPG: (Max/Min Gross): 1.7/1.0

Efficiency: 100%

Technology: Catalytic converter system

Ventilation: 100cm<sup>2</sup>

Min. Room Size: 23m<sup>3</sup>

Inlet Pressure:  
Natural Gas: 20 mbar  
LPG: 37 mbar

Ignition: Piezo Spark

Installation:  
Simply hang on the wall, no recess needed,  
no chimney, flue or hearth required

Site:  
Almost any flat surface, there must be a  
minimum of 100mm clearance to the sides of  
the fire;  
800mm to the ceiling, 500mm in front and  
clearance to a solid floor must be 60mm.

Safety Features:  
Oxygen Depletion Sensor & Flame Failure  
Device

AVAILABLE IN THE FOLLOWING VERSIONS:  
Portrait (Natural Gas) **P23CL**  
Portrait (LPG) **P23CLP**

